

Scaled data based on original data using
LM-79-08 Approved Method: Electrical and Photometric Measurements of Solid-
State Lighting Products

Test Report Prepared for
Cooper Lighting Solutions
(formerly Eaton)

Brand: McGRAW-EDISON

Report Number: P946132

Luminaire Tested: **GALN-SB1D-850-U-5MQ**

Issue Date: 1/21/2025

Test Information

Test Method: LM-79-08
Report Number: P946132
TEST IS SCALED FROM IESNA LM-79-08 TEST DATA (G2-2411-289-20)
Test Lab: INNOVATION CENTER
Issue Date: 1/21/2025
Manufacturer: COOPER LIGHTING SOLUTIONS (FORMERLY EATON)
Product Line: McGRAW-EDISON
Catalog Number: GALN-SB1D-850-U-5MQ
Description: GALLEON AREA AND ROADWAY HIGH DENSITY LED LUMINAIRE
(1) 80 CRI, 5000K, 900mA LIGHTSQUARE WITH 26 LEDS AND TYPE V MEDIUM OPTICS
Light Source: -
Ballast/Driver: -

Summary

Lumens per Lamp: N/A
Luminaire Lumens: 10197 lumens
Efficiency: N/A
Efficacy: 128.1 lumens/watt
Luminous Opening: Rectangular (W 0.5' x L: 0.5' x H: 0')
IES Classification: Type V - Short
BUG Rating: B3 - U0 - G2

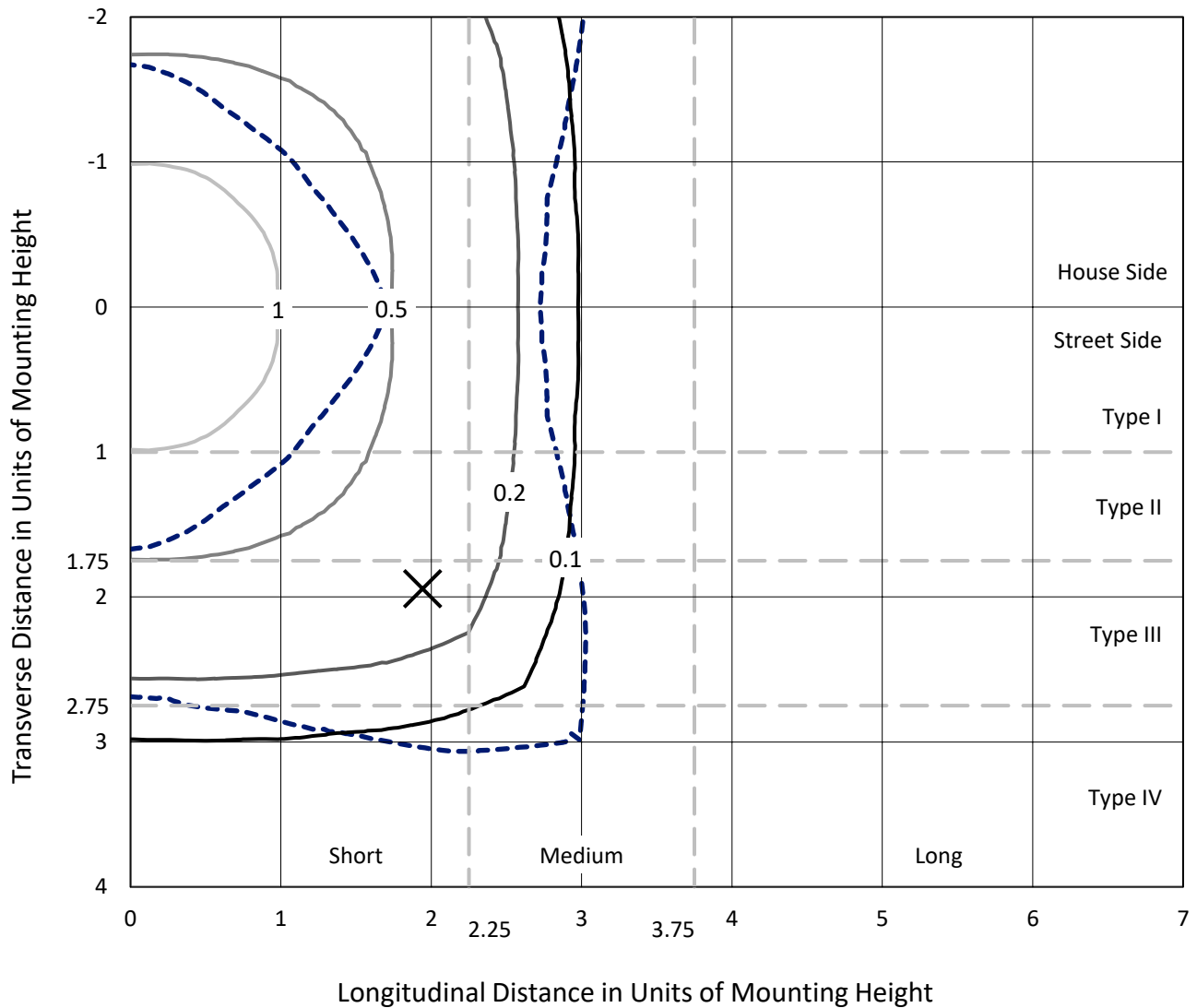
Input Watts (W): 79.6
Input Voltage (V): NR
Input Current (Ain): NR
Voltage Rise (V): NR
Power Factor: NR
Total Harmonic Distortion (THDi): NR
Frequency (hertz): 60
Stabilization Time: NR
Operation Time: NR
Ambient Temperature (°C): NR
Test Distance: 24 FT



REPORT NUMBER: P946132
 CATALOG NUMBER: GALN-SB1D-850-U-5MQ

Iso-Footcandle Lines of Horizontal Illumination

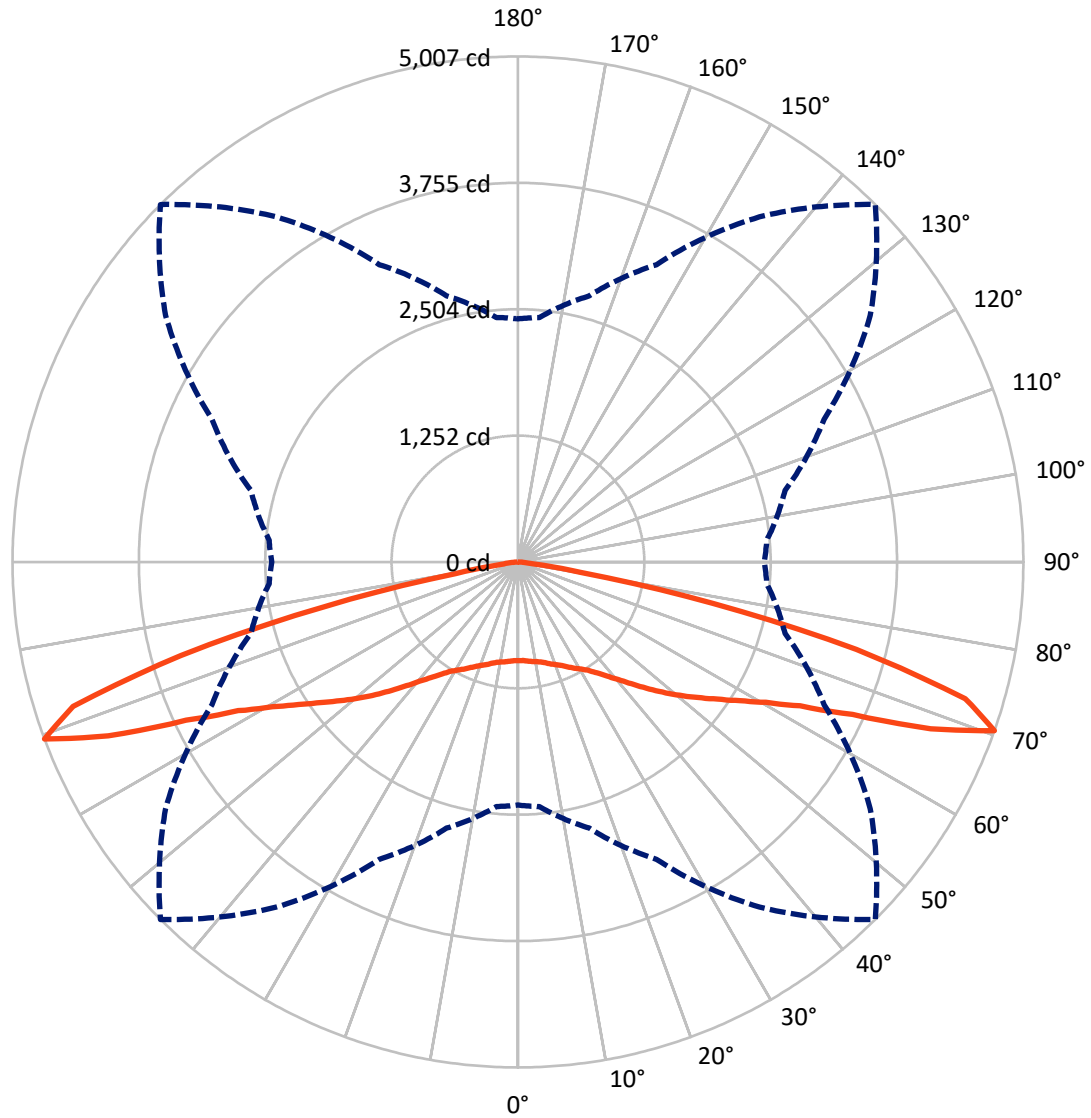
× Max cd
 - - - 1/2 Max cd



Based on 25 foot mounting height. Maximum calculated value = 1.6 fc
 Type V - Short - N/A

REPORT NUMBER: P946132
CATALOG NUMBER: GALN-SB1D-850-U-5MQ

Luminous Intensity Polar Plot



— Vertical Plane Through 45-Deg Lateral - - - Horizontal Cone Through 70-Deg Vertical

REPORT NUMBER: P946132

CATALOG NUMBER: GALN-SB1D-850-U-5MQ

FLUX DISTRIBUTION:

		Downward	Upward	Total
House Side	Lumens	5098.5	0.0	5098.5
	% Fixture	50.0	0.0	50.0
Street Side	Lumens	5098.5	0.0	5098.5
	% Fixture	50.0	0.0	50.0
Total	Lumens	10197.0	0.0	10197.0
	% Fixture	100.0	0.0	100.0

ZONAL LUMENS:

Zone	Lumens	% Fixture
0°-10°	94.9	0.9
10°-20°	294.3	2.9
20°-30°	525.9	5.2
30°-40°	852.4	8.4
40°-50°	1388.4	13.6
50°-60°	2116.9	20.8
60°-70°	3149.3	30.9
70°-80°	1716.5	16.8
80°-90°	58.4	0.6
90°-100°	0.0	0.0
100°-110°	0.0	0.0
110°-120°	0.0	0.0
120°-130°	0.0	0.0
130°-140°	0.0	0.0
140°-150°	0.0	0.0
150°-160°	0.0	0.0
160°-170°	0.0	0.0
170°-180°	0.0	0.0
0°-90°	10197.0	100.0
0°-180°	10197.0	100.0

Coefficient of Utilization



REPORT NUMBER: P946132

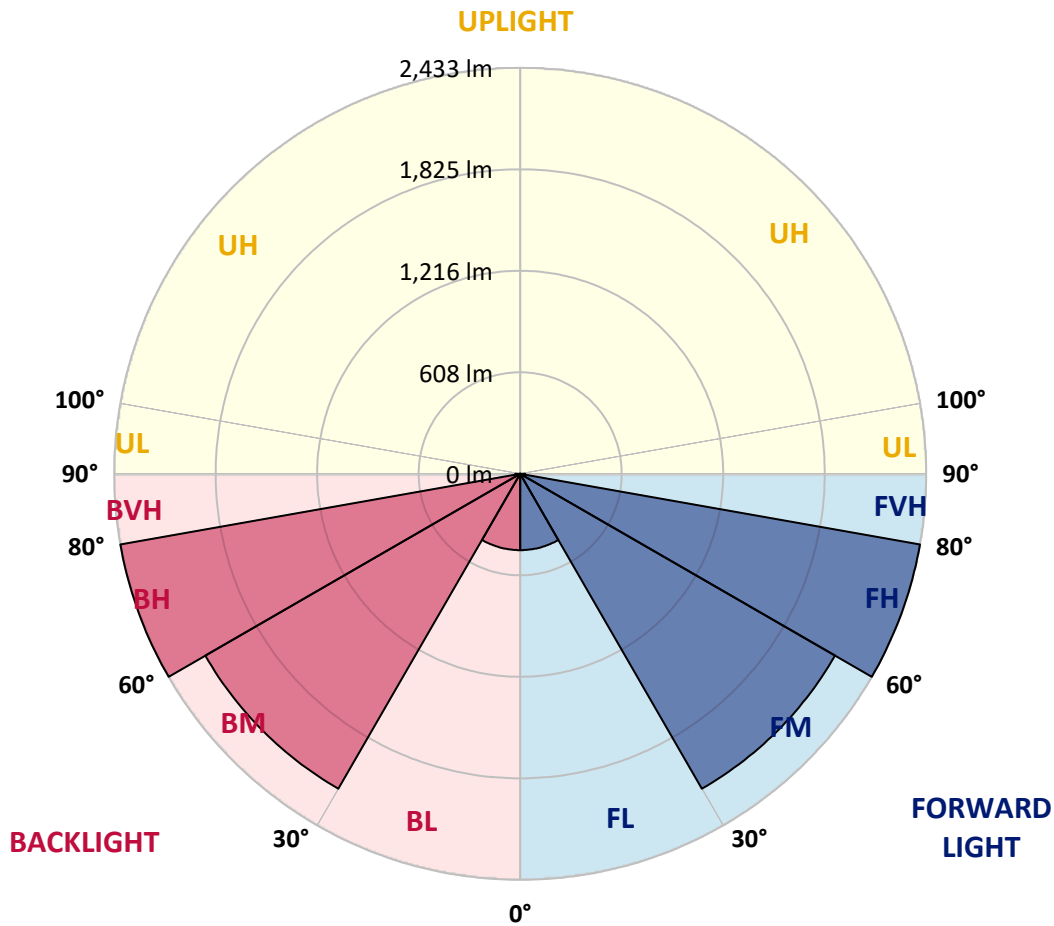
CATALOG NUMBER: GALN-SB1D-850-U-5MQ

LUMINAIRE CLASSIFICATION SYSTEM LUMEN TABLE AND BUG RATING:

Zone	Lumens	% Fixture	Zone Rating/Lumen Limit		
			B	U	G
FL (0°-30°)	457.5	4.5			
FM (30°-60°)	2178.9	21.4			
FH (60°-80°)	2432.9	23.9			G2/5000
FVH (80°-90°)	29.2	0.3			G1/100
BL (0°-30°)	457.5	4.5	B1/500		
BM (30°-60°)	2178.9	21.4	B2/2500		
BH (60°-80°)	2432.9	23.9	B3/2500		G2/5000
BVH (80°-90°)	29.2	0.3			G1/100
UL (90°-100°)	0.0	0.0		U0/0	
UH (100°-180°)	0.0	0.0		U0/0	

BUG Rating: B3-U0-G2

Type V Short



REPORT NUMBER: P946132

CATALOG NUMBER: GALN-SB1D-850-U-5MQ

CANDELA DISTRIBUTION (FULL):

	0°	5°	15°	25°	35°	45°	55°	65°	75°	85°
0°	976.8	976.8	976.8	976.8	976.8	976.8	976.8	976.8	976.8	976.8
2.5°	981.4	982.4	980.4	979.3	978.3	976.8	977.3	979.8	981.9	981.4
5°	989.6	990.6	989.1	988.5	986.5	986.0	986.0	988.5	990.1	989.1
7.5°	998.8	1000.3	997.8	997.2	996.2	995.2	994.7	997.2	998.8	998.8
10°	1007.5	1009.0	1007.0	1005.4	1004.4	1004.4	1003.4	1005.4	1008.0	1007.5
12.5°	1016.7	1017.7	1015.7	1014.7	1014.7	1016.2	1014.7	1015.7	1017.7	1016.7
15°	1028.0	1028.5	1028.0	1029.5	1032.1	1037.2	1032.6	1031.5	1032.6	1030.0
17.5°	1043.3	1044.3	1046.4	1050.0	1053.6	1062.8	1054.6	1052.0	1052.0	1046.9
20°	1062.3	1063.8	1066.9	1073.0	1077.6	1086.3	1078.1	1074.5	1073.0	1066.4
22.5°	1082.2	1084.8	1089.4	1097.6	1105.8	1114.0	1105.8	1099.6	1095.0	1086.3
25°	1105.3	1108.3	1115.5	1128.8	1140.1	1151.8	1142.1	1129.8	1120.6	1108.3
27.5°	1138.0	1141.6	1150.3	1166.7	1181.0	1191.3	1182.1	1166.2	1153.4	1138.5
30°	1184.1	1187.7	1197.9	1215.3	1225.1	1231.7	1225.6	1213.3	1197.9	1181.0
32.5°	1243.5	1248.1	1259.4	1275.7	1277.8	1278.8	1276.8	1270.6	1259.4	1238.9
35°	1318.7	1323.9	1336.7	1350.0	1347.9	1350.0	1346.9	1344.8	1336.7	1313.1
37.5°	1410.9	1417.0	1430.3	1440.6	1435.5	1432.9	1433.4	1433.9	1429.3	1403.2
40°	1517.9	1526.1	1535.8	1546.5	1537.8	1530.2	1535.3	1539.4	1535.3	1508.7
42.5°	1627.9	1639.7	1650.0	1665.3	1658.1	1648.4	1655.6	1660.2	1651.5	1622.8
45°	1750.3	1761.6	1774.9	1797.9	1792.8	1782.5	1792.8	1793.8	1779.0	1745.2
47.5°	1876.7	1888.5	1908.5	1939.2	1937.2	1925.9	1939.2	1932.0	1913.1	1872.6
50°	1996.5	2012.9	2043.6	2086.6	2090.7	2076.9	2094.8	2081.0	2049.3	1998.6
52.5°	2109.2	2126.6	2175.2	2233.6	2248.4	2230.5	2254.6	2230.5	2182.9	2117.9
55°	2227.4	2246.9	2304.7	2381.0	2410.7	2397.4	2419.9	2383.6	2316.0	2237.1
57.5°	2366.7	2378.4	2447.5	2538.2	2588.3	2591.4	2601.6	2540.2	2458.3	2368.7
60°	2517.7	2534.1	2609.3	2717.8	2797.2	2822.8	2812.0	2720.9	2625.7	2522.8
62.5°	2711.2	2729.1	2819.2	2949.2	3074.7	3138.1	3096.2	2964.1	2846.3	2723.0
65°	2871.4	2891.4	3054.2	3286.1	3514.4	3641.9	3536.4	3293.3	3081.3	2907.3
67.5°	2755.2	2779.8	3035.2	3461.2	4028.9	4409.3	4048.4	3513.4	3098.2	2862.2
70°	2408.1	2431.2	2729.1	3249.7	4173.8	5007.2	4260.8	3345.5	2738.8	2474.7
72.5°	1598.8	1673.0	1974.5	2599.1	3726.9	4633.5	3763.7	2546.4	1831.7	1595.2
75°	530.4	589.7	795.5	1347.4	2496.2	3465.3	2376.4	1192.3	630.2	453.6
77.5°	133.6	154.1	212.5	385.5	995.7	1973.0	896.4	314.8	171.5	119.8
80°	65.0	71.7	102.4	128.5	249.3	627.1	234.0	120.8	80.9	62.5
82.5°	35.8	36.3	57.8	72.7	92.7	162.3	96.2	70.6	46.6	37.9
85°	22.0	21.5	30.7	38.9	38.9	57.8	46.1	38.9	26.6	23.5
87.5°	8.7	8.7	11.3	12.3	10.8	14.8	11.8	12.8	10.2	9.7
90°	0.0	0.0	0.0	0.0	0.0	0.0	0.0	0.0	0.0	0.0

(END C

90°
976.8
981.9
989.6
998.8
1007.5
1016.2
1030.0
1046.9
1066.4
1085.8
1107.8
1138.0
1181.0
1239.4
1313.1
1403.2
1508.7
1624.9
1748.8
1870.1
1997.6
2111.7
2226.4
2356.4
2506.4
2701.5
2878.6
2826.9
2439.4
1543.5
429.0
107.0
57.3
37.9
24.6
10.2
0.0

OF REPORT)